



## 2009 SUN DEVIL SOFTBALL

Week 9 • Mar. 30 - April 5, 2009

UCLA & Washington • Los Angeles, Calif. & Seattle, Wash. • Apr. 3-5

### 2009 SEASON RESULTS

Overall Record: 31-5

Pac-10 Record: 3-0

DATE	OPPONENT	LOCATION	TIME/W-L
Feb. 6-8	Kajikawa Classic	Tempe, Ariz.	5 W, 1 L
Feb. 12	UT-C	Farrington	W; 8-0 (5)
Feb. 13-15	Littlewood Cla.	Farrington	5 W
Feb. 19-22	Palm Springs Cla.	Palm Springs, Calif.	2 W, 3 L
Feb. 27-Mar. 1	Wilson/DeMarini	Farrington	5 W
Mar. 6	S. Dakota State	Farrington	13-0 (5)
Mar. 7	S. Dakota State	Farrington	14-2 (5)
Mar. 8	S. Dakota State	Farrington	9-1 (5)
Mar. 12-15	Judi Garman Cla.	Fullerton, Calif.	4 W, 1 L
Mar. 20&21	Long Beach St (3 gm)	Farrington	3 Ws
Mar. 27	Oregon*	Farrington	8-0 (5)
Mar. 28	Oregon State*	Farrington	11-3 (6)
Mar. 29	Oregon State*	Farrington	8-0 (5)
Apr. 3	UCLA* (FSN)	Westwood, Calif.	1:00 pm
Apr. 4	Washington*	Seattle, Wash.	3:00 pm
Apr. 5	Washington*	Seattle, Wash.	Noon
Apr. 7	UNLV (DH)	Farrington	1:00/3:30pm
Apr. 10	Arizona*	Tucson, Ariz.	7:00 pm
Apr. 11	Arizona*	Tucson, Ariz.	7:00 pm
Apr. 17	Cal*	Farrington	7:00 pm
Apr. 18	Stanford*	Farrington	7:00 pm
Apr. 19	Stanford*	Farrington	Noon
Apr. 24	Washington*	Farrington	7:00 pm
Apr. 25	UCLA*	Farrington	7:00 pm
Apr. 26	ULCA*	Farrington	Noon
Apr. 29	Arizona*	Farrington	7:00 pm
May 1	Stanford*	Palo Verde, Calif.	7:00 pm
May 2	Cal*	Berkeley, Calif.	1:00 pm
May 3	Cal*	Berkeley, Calif.	Noon
May 7	Oregon State*	Corvallis, Ore.	3:00 pm
May 8	Oregon*	Eugene, Ore.	4:00 pm
May 9	Oregon*	Eugene, Ore.	Noon
May 15-17	NCAA Regionals	TBA	TBA
May 23-24	NCAA Super Reg.	TBA	TBA
May 28-June 3	WCWS	Oklahoma City, Okla.	All Day

### MEDIA RELATIONS

Softball Contact: Kerry Howe  
Office Phone: 480-965-1237  
Cell Phone: 480-254-8345  
Email: kerry.howe@asu.edu

Devils Dancefloor No. 4 Softball to Tango With No. 7 UCLA and No. 3 Washington

### THIS WEEK

The Sun Devil Softball squad (31-5 overall) hit the road this weekend for one of their toughest weekends of the season as they travel to Los Angeles, Calif. to face the seventh-ranked UCLA Bruins on Friday at 1 p.m. before heading up to Seattle, Wash. to take on the third-ranked Huskies on Saturday at 3 p.m. and Sunday at noon. Friday's game versus UCLA will be aired on tape delay by Fox Sports Net.

### SERIES HISTORY & SCOUTING REPORT

Since 1980 the Sun Devils have gone head-to-head with the powerhouse that is UCLA Softball. Claiming the most national titles in NCAA history, ASU actually has their worst all-time record against the Bruins than against any other team. Overall UCLA holds the lead 86-22, though last year the Sun Devils edged the Bruins in the series, winning two of the three en route to a Pac-10 crown. The series win last season was the first time ASU has claimed the series since their first meetings in 1980. Overall, Clint Myers holds a 4-6 record against the Bruins, one of those wins coming in the 2008 WCWS to advance to the Championship Series.


Another tough series history for the Sun Devils happens to be against the Washington Huskies as well, who ASU first met in 1993. Since then Washington has compiled a 43-16 overall record, though ASU took two of three as well against the Huskies last season. Overall, Clint Myers holds a 6-3 record against the UW in his career.

### UP NEXT

The Sun Devils will return home for a brief doubleheader against UNLV on Tuesday, April 7 at 1 & 3:30 p.m. in Tempe at Farrington Stadium before heading south to kick-off the Duel in the Desert, with games against Arizona Friday and Saturday night in Tucson.

### NON-STOP UNTIL THEY REACH THE TOP

In the polls for 2008, the Sun Devils enjoyed a new record in the rankings section as they attained their highest ranking ever with a #2 ranking coming in Week 2 and continuing until Week 5. The best ranking was saved for the middle of the season....and the end. Number One in all polls. The ranking also marked the first time the Sun Devils have ever surpassed the Arizona Wildcats in ranking and only the second time they have passed UCLA (Last was in 2002.) This season, the Sun Devils have also set a new ranking record as they were awarded a No. 2 preseason ranking by USA Softball, the highest preseason ranking the Devils have



## QUICK FACTS

### 2009 Facts

2009 Overall Record: ..... 31-5  
 2009 Pac-10 Record/Finish: ..... 3-0  
 2008 NFCA/USA Softball Team Ranking: ..... #1/1

### 2008 Review

2008 Record: ..... 66-5  
 2008 Conference Record/Finish: ..... 18-3/1st  
 2008 Postseason Record: ..... 11-0  
 2008 Postseason Finish:.... NCAA National Champions  
 2008 Final Ranking: ..... 1st  
 Letterwinners Returning/Lost: ..... 18/6

### Coaching

Head Coach: ..... Clint Myers, 4th Year  
 Career Record: ..... 654-80  
 Record at ASU: ..... 173-37  
 Associate Head Coach: ..... Robert Wagner, 4th Year  
 Assistant Coach: ..... Kirsten Voak, 4th Year

### History

NCAA Appearances: ..... 22 (Four Consecutive)  
 Best Finish: ..... 2008 - NCAA National Champions  
 Seven WCWS (82, 87, 99, 02, 06, 07, 08 - 3 consecutive)

### School Information

Home Facility: ..... Farrington Stadium (1,535)  
 Founded: ..... 1885  
 Enrollment: ..... 67,084  
 Conference: ..... Pacific-10  
 Nickname: ..... Sun Devils  
 Colors: ..... Maroon and Gold  
 President: ..... Dr. Michael Crow  
 Vice President for Athletics: ..... Lisa Love

### Sports Information Department

Softball SID: ..... Kerry Howe  
 Howe's Email: ..... kerry.howe@asu.edu  
 Howe's Office Phone: ..... 480-965-1237  
 Howe's Cell Phone: ..... 480-254-8345  
 SID Office Phone: ..... 480-965-6592  
 SID Office Fax: ..... 480-965-5408  
 Web Site: ..... www.thesundevils.com

ever received.

### Rankings By Weeks: (NFCA/ USA Softball)

Preseason - 2/3

Week 1: 3/4

Week 2: 3/7

Week 3: 8/11

Week 4: 7/10

Week 5: 6/11

Week 6: 6/11

Week 7: 6/9

Week 8: 4/8

## WHERE THEY STACK UP

As always, the Sun Devils will play one of the toughest schedules in the country, with the always powerful Pac-10 Conference schedule. Currently, the Pac-10 has six of the eight teams ranked in the top 25, with FIVE in the Top-10 alone.

## LEADERS OF THE PAC

At the end of regular season play in 2008, the Sun Devils claimed their first Pac-10 championship title. After only a few weeks in, the Sun Devils are already dotting their names in both team and individual standings.

### 2009 Pac-10 Individual Offensive Standings:

Kaitlin Cochran:

On-Base Percentage - FIRST (.661)

Walks - FIRST (38 - 3 intentional)

Slugging Percentage - FIRST (1.138)

Batting Average - Second (.475)

Home Runs - Third (15)

Runs Scored - Third (41)

RBIs - Third (48)

Total Bases - Fourth (91)

Stolen Bases - Seventh (11)

### Pac-10 Team Standings:

Batting average - Second (.336)

On-base percentage - Second (.444)

Runs scored - Second (272)

Hits - Second (307)

Home runs - Second (46)

RBIs - Second (256)


Total bases - Second (510)

Walks - Second (163)

Slugging Percentage - Third (.557)

Doubles - Fourth (53)

Stolen Bases - Fifth (40)



## 2009 NECA POLL WEEK 8

Rank	Record	School
1	3-3	Florida
2	31-2	Stanford*
3	28-5	Washington*
4	31-5	Arizona State*
5	27-6	Alabama
6	24-4	Georgia
7	26-6	UCLA*
8	18-7	Northwestern
9	31-7	Arizona*
10	22-9	Michigan
11	30-4	Missouri
12	27-10	Oklahoma
13	26-8	Tennessee
14	25-9	Cal*
15	32-7	North Carolina
16	29-5	Louisville
17	24-6	Ohio State
18	20-7	LSU
19	23-11	Texas A&M
20	18-7	ULL
21	25-11	Florida St.
22	17-7	DePaul
23	15-6	UMass
24	21-6	Southern Illinois
25	26-11	Texas
		*-Pac-10 Team

### 2009 Pac-10 Individual Defensive Standings:

#### Hillary Bach:

Wins - Third - (17)

Batters Struck Out - Seventh (83)

ERA - Eighth (2.37)

### NC-NATIONALLY FAMOUS

The Pac-10 isn't the only place that the Sun Devils' stats appeared in 2008. They were also among the top performers in the nation. According to NCAA stats in 2009:

#### Kaitlin Cochran:

- Ranked FIRST in slugging percentage (1.475)
- Ranked FIRST in on base percentage (.661)
- Ranked 2nd in walks (1.06)
- Ranked 4th in home runs per game (.42)
- Ranked 6th in RBIs per game (1.33)
- Ranked 8th in batting average (.475)
- Ranked 9th in runs per game (1.14)

#### Hillary Bach:

- Ranked 7th in shutouts (8.0)
- Ranked 9th in victories (17)

#### Katelyn Boyd:


- Ranked 27th in runs batted in per game (1.06)

#### Lesley Rogers:

- Ranked 17th in runs per game (1.03)
- Ranked 27th in triples (3.0)
- Ranked 29th in walks (.71)

#### Team:

- Ranked 2nd in scoring (7.56)
- Ranked 4th in batting average (.336)
- Ranked 4th in WL percentage (.861)
- Ranked 5th in slugging percentage (.557)
- Ranked 9th in home runs per game (1.41)



## SMOKING SENIOR

Senior, three-time First-Team All-American, Kaitlin Cochran looks to kick-off her senior season the same way she did her freshman, sophomore & junior seasons: phenomenally. Some of her personal stats include:

### Hits:

Current: 38

2007: 92 (A new ASU Single-Season Record)

Career: 289 - 2nd place in ASU Career History - 7 from tying 1st place with Lisa Dacquisto

### Doubles:

Current: 8

2008: 19 - NEW ASU Single-Season Record!

Career: 51- FIRST in ASU Career Records over Kara Brun's 50

### Triples:

Current: 0

Career: 10 - 6th place in ASU Career History

### Home Runs:

Current: 15

2007: 18 (First in the Pac-10 - New ASU single-season record)

Career: 64 - FIRST in ASU Career Records over Mindy Cowles' 60 from 2004-08

### RBI:

Current: 48

2006 - 61 - Second in ASU Single-Season History

Career: 219 - FIRST ALL TIME IN ASU CAREER HISTORY! (**10 from 10th in Pac-10 history**)

### BB:

Current: 38

2007: 59 - Led the Pac-10 - 14th in NCAA history


2008: 74 - Led the Pac-10 - 6th in NCAA history

Career: 209 - 4th in Pac-10 history (2 from 3rd) - 5th in NCAA history (2 from 4th)

### IBB:

2008: 29 - NEW NCAA SINGLE-SEASON RECORD!

Career: 56



### **TEAM WITH A DREAM:**

While the 2009 Sun Devil Softball team is chasing a consecutive NCAA title, they have other goals in mind. In the 2006, 2007 & 2008 seasons they broke almost every offensive record in ASU history, and they're looking to break them yet again. Some of the records they set in 2008 and look to re-set are:

Runs:

ASU Season Record: 480 - Set in 2008

Current total: 272

Doubles:

ASU Season Record: 107 - Set in 2008

Current total: 53

Home Runs:

ASU Season Record: 99 - Set in 2008 - 7th in NCAA history

Current: 46

RBIs:

ASU Season Record: 439 - Set in 2008

Current: 256

BB:

ASU Season Record: 301 - Set in 2008 - NCAA RECORD!

Current: 163

Wins:

Record: 66 - Set in 2008 - 3rd in NCAA history

Current: 31

### **RUNS IN SCORING POSITION?**

Last year the Sun Devil offense has had an affinity for starting off ahead. This year's squad is no exception, though might be even better as they seem to surge in the middle of games as well since most of their 272 runs have been scored in the first, second and third inning with 49 scored in the first and second and 62 in the third.

### **BIG POWER, LITTLE PACKAGE**

Sophomore transfer from Louisville, Kaylyn Castillo showed up on ASU's doorstep this season and has refused to produce nothing but power. The tiny catcher has a quick arm behind the plate and even quicker bat while at it. She's currently batting .362 with 17 RBIs and two home runs for a .517 slugging percentage.

The Automated ScoreBook  
Statistics Summary for Arizona State (as of Mar 29, 2009)  
(All games)

Record: 31-5 Home: 24-1 Away: 1-0 Neutral: 6-4 Conference: 3-0

Date	Opponent	Score	Player	avg	gp-gs	ab	r	h	2b	3b	hr	rbi	bb	hbp	so	sb-att
2/5	MCNEESE STATE	w 5-4	Cochran, Kaitlin	.475	36-36	80	41	38	8	0	15	48	38	8	15	11-11
2/6	CENTRAL FLORIDA	w 10-7	Boyd, Katelyn	.389	36-36	113	37	44	9	1	6	38	8	0	9	11-11
2/6	PORTLAND STATE	w 8-0	Mapes, Jessica	.382	33-32	102	30	39	6	1	0	13	8	3	13	3-4
2/7	PENN STATE	w 4-3	Castillo, Kaylyn	.362	21-17	58	9	21	3	0	2	17	2	1	5	1-1
2/7	CAL STATE BAKERSFIEL	w 7-1	Rogers, Lesley	.356	31-29	73	32	26	4	3	0	19	22	2	11	1-1
2/8	UTEP	l 4-7	Donnenwirth, Krista	.325	32-32	83	15	27	5	0	3	25	17	2	12	0-0
2/12	UT-C	w 8-0	Crabb, Katie	.317	21-17	41	12	13	3	0	1	9	7	1	7	0-0
2/13	ILLINOIS STATE	w 3-0	Carlson, Caylyn	.307	32-28	75	15	23	5	0	5	24	9	0	13	1-1
2/13	at UTC	w 10-2	Urfer, Mandy	.295	23-19	44	14	13	3	0	4	15	10	2	12	1-1
2/14	IOWA	w 5-2	Muenz, Ashley	.291	24-23	55	19	16	3	1	4	15	15	0	7	4-4
2/14	KENT STATE	w 6-2	Welty, Renee	.262	20-20	42	9	11	1	0	4	8	5	2	8	0-0
2/15	IDAHO STATE	w 10-1	Ware, Jessica	.219	19-12	32	7	7	0	0	0	5	3	1	7	1-1
2/19	vs #2 Florida	l 2-8	-----													
2/20	vs #12 Northwestern	w 5-4	Andorfer-Lo,Clariss	.667	14-0	3	6	2	0	0	0	0	0	0	0	1-1
2/20	vs #6 Oklahoma	l 6-8	Nulliner, Michelle	.333	14-6	21	7	7	0	0	1	2	3	0	6	2-3
2/21	vs Texas	w 12-4	Haro, Taylor	.296	26-5	27	12	8	2	0	0	3	3	0	5	3-4
2/22	vs #23 UMass	l 0-1	Zambrana, Christin	.286	16-7	21	4	6	0	0	0	7	6	0	7	0-0
2/27	UTAH STATE	w 9-0	Lockwood, Annie	.250	11-2	12	2	3	1	0	1	3	2	0	4	0-0
2/27	SOUTH ALABAMA	w 20-5	Afusia, Nikole	.250	8-0	8	0	2	0	0	0	2	0	0	1	0-0
2/28	NORTHERN COLORADO	w 11-2	Neuman, Brooke	.200	8-1	5	1	1	0	0	0	2	3	0	1	0-0
2/28	NEW MEXICO STATE	w 6-2	Rice, Sarah	.000	7-0	8	0	0	0	0	0	1	0	0	0	0-0
3/1	SOUTHERN UTAH	w 5-0	Lougheed, Dani Rae	.000	5-2	7	0	0	0	0	0	0	1	0	1	0-0
3/6	SOUTH DAKOTA STATE	w 13-0	Anderson, Lexi	.000	8-0	5	0	0	0	0	0	0	1	0	2	0-0
3/7	SOUTH DAKOTA STATE	w 14-2	Totals	.336	36	915	272	307	53	6	46	256	163	22	146	40-43
3/8	SOUTH DAKOTA STATE	w 9-1	Opponents	.232	36	858	101	199	26	1	22	96	55	18	149	8-12
3/12	vs New Mexico	w 6-3	LOB - Team (238), Opp (177). DPs turned - Team (17), Opp (6). IBB - Team (4), Cochran 3, Donnenwirth 1. Picked off - Boyd 1, Crabb 1, Andorfer-Lop 1.													
3/13	vs #23 DePaul	w 4-0														
3/13	vs Nebraska	w 11-6														
3/14	vs #10 Michigan	l 3-7														
3/15	vs Notre Dame	w 3-0	Player	era	w-l	app	gs	cg	sh	sv	ip	h	r	er	bb	so
3/20	LONG BEACH STATE	w 11-7	Bach, Hillary	2.37	17-1	21	17	15	8	1	115.0	103	43	39	14	83
3/21	LONG BEACH STATE	w 5-3	Elliott, Megan	2.61	9-3	17	14	8	2	0	80.1	67	42	30	40	44
3/21	LONG BEACH STATE	w 10-6	Ellsworth, Megan	3.07	5-1	8	5	4	0	0	29.2	29	16	13	1	22
*3/27	OREGON	w 8-0	Totals	2.55	31-5	36	36	27	10	1	225.0	199	101	82	55	149
*3/28	OREGON STATE	w 11-3	Opponents	7.61	5-31	36	36	20	1	0	206.0	307	272	224	163	146
*3/29	OREGON STATE	w 8-0														

PB - Team (5), Welty 3, Castillo 2, Opp (9). Pickoffs - Team (0), Opp (2). SBA/ATT - Welty (5-9), Bach (5-6), Ellsworth (1-3), Castillo (3-3), Elliott (2-3).

Score by innings	1	2	3	4	5	6	7	8	Total
Arizona State	49	49	62	35	46	23	7	1	272
Opponents	25	9	24	14	16	7	6	0	101

Win-loss breakouts: Day 15-3; Night 16-2; vs Left 4-2; vs Right 27-3;  
1-run games 3-1; 2-run games 1-1; 5+run games 17-1; Extra inns 1-0; Shutouts 10-1.  
Current streak: Won 7; Longest winning streak: 11; Longest losing streak: 1.  
Attendance: Home 25047 (avg 1001); Away 3211 (avg 291); Total 28258 (avg 784).

The Automated ScoreBook  
Conference statistics for Arizona State (as of Mar 29, 2009)  
(Conference games only Sorted by Batting avg)

Record: 3-0 Home: 3-0 Away: 0-0 Conference: 3-0

Player	avg	gp-gs	ab	r	h	2b	3b	hr	rbi	tb	slg%	bb	hp	so	gdp	ob%	sf	sh	sb-att	po	a	e	fld%
-----																							
Cochran, Kaitlin	1.000	3-3	5	7	5	1	0	3	8	15	3.000	7	0	0	0	1.000	0	0	0-0	3	0	0	1.000
Castillo, Kaylyn	.667	2-2	6	0	4	1	0	0	3	5	.833	0	0	0	0	.667	0	0	0-0	8	1	0	1.000
Welty, Renee	.500	1-1	2	1	1	0	0	0	0	1	.500	1	0	0	0	.667	0	0	0-0	5	0	0	1.000
Boyd, Katelyn	.455	3-3	11	4	5	0	0	1	3	8	.727	0	0	0	0	.455	0	0	0-0	6	10	0	1.000
Mapes, Jessica	.417	3-3	12	4	5	0	0	0	0	5	.417	0	0	2	0	.417	0	0	0-0	0	0	0	.000
Rogers, Lesley	.375	3-3	8	6	3	1	0	0	0	4	.500	1	1	0	0	.500	0	2	0-0	4	0	0	1.000
Donnenwirth, Krista	.364	3-3	11	1	4	2	0	0	2	6	.545	0	0	1	0	.364	0	0	0-0	4	4	0	1.000
Carlson, Caylyn	.250	3-3	8	2	2	1	0	1	4	6	.750	1	0	1	0	.333	0	0	0-0	0	1	0	1.000
Crabb, Katie	.200	3-2	5	1	1	0	0	0	1	1	.200	1	0	0	0	.286	1	0	0-0	7	1	0	1.000
Muenz, Ashley	.000	3-3	6	0	0	0	0	0	2	0	.000	3	0	0	0	.333	0	0	1-1	6	3	1	.900
Urfer, Mandy	.000	3-1	2	0	0	0	0	0	0	0	.000	0	0	1	0	.000	0	0	0-0	6	1	0	1.000
Haro, Taylor	.000	2-0	0	1	0	0	0	0	0	0	.000	0	0	0	0	.000	0	0	2-2	0	0	0	.000
Totals	.395	3	76	27	30	6	0	5	23	51	.671	14	1	5	0	.489	1	2	3-3	51	23	1	.987
Opponents	.113	3	53	3	6	0	0	1	3	9	.170	8	1	12	0	.242	0	4	0-0	46	17	5	.926

LOB - Team (21), Opp (12).

(Conference games only Sorted by Earned run avg)

Player	era	w-l	app	gs	cg	sho	sv	ip	h	r	er	bb	so	2b	3b	hr	b/avg	wp	hp	bk	sfa	sha
Bach, Hillary	0.00	2-0	2	2	2	2/0	0	12.0	4	0	0	3	7	0	0	0	.111	0	1	0	0	3
Elliott, Megan	2.80	1-0	1	1	1	0/0	0	5.0	2	3	2	5	5	0	0	1	.118	1	0	0	0	1
Totals	0.82	3-0	3	3	3	2/0	0	17.0	6	3	2	8	12	0	0	1	.113	1	1	0	0	4
Opponents	10.04	0-3	3	3	0	0/0	0	15.1	30	27	22	14	5	6	0	5	.395	2	1	0	1	2

PB - Team (0), Opp (1).

The Automated ScoreBook  
Conference statistics for Arizona State (as of Mar 29, 2009)  
(Conference games only Sorted by Fielding pct)

Player	c	po	a	e	fld%	dp	sba	csb	sba%	pb	ci
Boyd, Katelyn	16	6	10	0	1.000	0	0	0	.000	0	0
Castillo, Kaylyn	9	8	1	0	1.000	0	0	0	.000	0	0
Donnenwirth, Krista	8	4	4	0	1.000	0	0	0	.000	0	0
Crabb, Katie	8	7	1	0	1.000	0	0	0	.000	0	0
Urfer, Mandy	7	6	1	0	1.000	0	0	0	.000	0	0
Welty, Renee	5	5	0	0	1.000	0	0	0	.000	0	0
Rogers, Lesley	4	4	0	0	1.000	0	0	0	.000	0	0
Bach, Hillary	4	2	2	0	1.000	0	0	0	.000	0	0
Cochran, Kaitlin	3	3	0	0	1.000	0	0	0	.000	0	0
Carlson, Caylyn	1	0	1	0	1.000	0	0	0	.000	0	0
Muenz, Ashley	10	6	3	1	.900	0	0	0	.000	0	0
Elliott, Megan	0	0	0	0	.000	0	0	0	.000	0	0
Mapes, Jessica	0	0	0	0	.000	0	0	0	.000	0	0
Haro, Taylor	0	0	0	0	.000	0	0	0	.000	0	0
Totals	75	51	23	1	.987	0	0	0	.000	0	0
Opponents	68	46	17	5	.926	0	3	0	1.000	1	0

Hitting minimums - 1 Games 30 AB

Pitching minimums - 1 Games